



# Roll into the New Year!

January 2025 NEWSLETTER



Bike Train with Sunset Elementary

## SF Safe Routes to School 2023–2024 School Year Recap

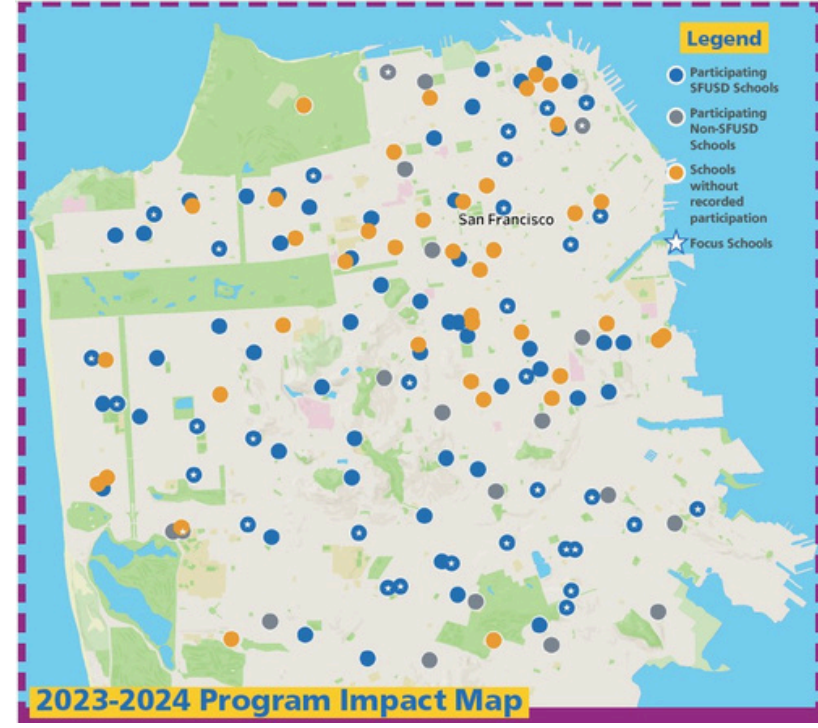
**A lot can happen in a year – Thanks for making the 2023–2024 School Year a success!**

The SF Safe Routes to School team is thrilled to share our Annual Report, highlighting our progress in making school travel safer. Thanks to SFMTA’s commitment, we’ve met our 2030 goal of halving school-related traffic collisions six years early—with **zero fatal school related collisions in the past two years!**



From safer crosswalks to more walking, biking, and transit programs, your support has made a real difference. Let’s keep the momentum going—[read the full report here!](#)

### We engaged over 120 of San Francisco's Schools



In the 2023–2024 school year, **81.6% of SFUSD schools** participated in the Safe Routes to School program.

That’s 58 elementary schools, 11 middle schools, 9 high schools, and 6 other types of public schools.

Additionally, more than 40 charter and private schools also participated in Safe Routes to School programming.

Even better, almost all the Focus Schools (schools chosen to get extra help based on safety and community needs) participated too—**31 out of 33 schools!**

### We had over 10,000 participants and 155 events during the school year

**155 Events**  
Total San Francisco Safe Routes to School events held during the 2023–2024 school year including community outreach events, events hosted during annual celebrations, and other events and activities organized at local schools.

**21 Community Outreach Events**

**55 Events Hosted During Annual Celebrations**  
Annual celebrations include Transit Month, Walk & Roll to School Week, and Bike & Roll to School Week.

**79 Additional Program Events & Activities**

- 22 Bike P.E.
- 18 Bike Blenders
- 17 Walking School Buses
- 11 Learn to Ride Events
- 4 Biking with Children Workshops
- 1 Muni Field Trip
- 6 Other Bike-Ride Events

*Family Rides, Bike Trains, and Drop-In Bike-Practice Sessions*

10,799 community members of all ages engaged in San Francisco Safe Routes to School events during the 2023–2024 school year.

**7,683 Student Participants**      **3,116 Adult Participants**  
Including parents and caregivers, teachers and other school staff, and other adults from the community



### And logged some serious miles!



**2,580+ Miles Traveled Using the Four Fun Ways.**  
Program participants traveled 2,588.5 miles during various walking, biking, and rolling events over the course of the school year!

**2,491.2 Miles Biked**      This is equivalent to biking around the city of San Francisco over 80 times.

**97.3 Miles Walked**      This is equivalent to walking the length of the Golden Gate Bridge 57 times.

## Potrero Yard Muni Field Trip Highlights

Students from Abraham Lincoln High’s Green Academy joined us for a field trip at the SFMTA Potrero Yard before its [upcoming remodel](#). Students were able to learn about the bus yard’s history, the different jobs and tasks that occur at the yard to keep buses moving across the city, and about the future remodel. Students also spoke and asked questions of Muni operations staff, bus operators, and service planners.



## Upcoming Events

### RIDE MUNI TO SCHOOL WEEK

March 3-7, 2025

#### Citywide

Join us for our citywide celebration of Muni and transit! More info to come in upcoming newsletter later this month.

## Connect with us today!

**WANT TO REQUEST AN ACTIVITY AT YOUR SCHOOL OR INVITE US TO AN EVENT?**  
Email [saferoutestoschool@sfmta.com](mailto:saferoutestoschool@sfmta.com)

This project was made possible in part by Proposition L Sales Tax dollars provided by the San Francisco County Transportation Authority.

LEARN MORE AT [WWW.SFSAFEROUTES.ORG](http://WWW.SFSAFEROUTES.ORG)  
[@SFSafeRoutes](mailto:@SFSafeRoutes) | [saferoutestoschool@sfmta.com](mailto:saferoutestoschool@sfmta.com)



**San Francisco County Transportation Authority**